


HOW TO


turn your canons into

SEA SHANTIES

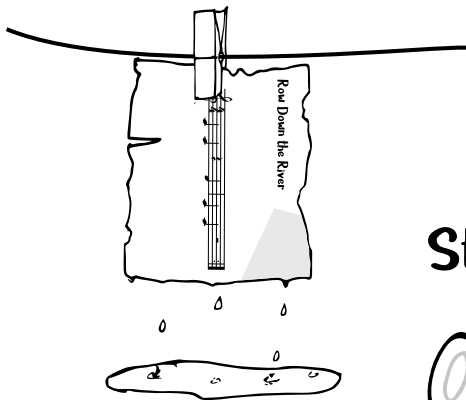


Step 1: Tear and wrinkle the edges of the paper.

Step 2: Pour cold black tea into a tray and soak the sheet in.




Step 3: Let it dry.

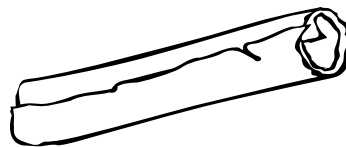




Step 4: Color the starfish and the seaweed.

Step 5: Cut them out and stick them to an empty bottle with transparent tape.



Step 6: Roll up the sheet and put it into the bottle.



Step 7: HIT the high C's!